




## High frequency sine wave filter with excellent attenuation for variable frequency drive applications

Datasheet 3/2017

### APPROVALS:




**FIN915SFH.(005 - 048).M**

### FEATURES

- Rated current from 5 to 1100A
- High performance sine wave output
- Eliminates dV/dt, increases motor life
- Ideal for high speed motor - 75 Hz to 2000 Hz

### BENEFITS

- Terminal blocks up to 880A
- Very compact size
- Available in open frame or enclosure




**FIN915SFH.(060 - 360).M**

### MARKETS

- Long cable applications - 2.500m
- Process plants
- Water treatment
- Agriculture
- Frequency drives and servo drives >75 Hz

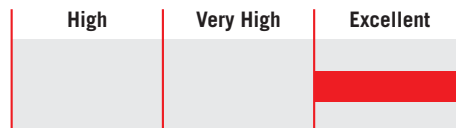
### ORDERING CODE

FIN915SF	.100	.M	-N1
Model	Current (A)	Connection	Enclosure
		M = Terminal	N1 = Nema 1
		V = Screws	N3R = Nema 3R
		BC = Bus bar	

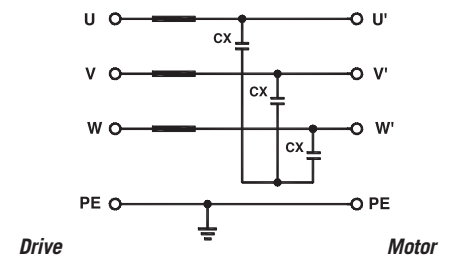


**FIN915SFH.(480 - 1100).M**

### ATTENUATION INDICATOR



### ELECTRIC DIAGRAM



### TECHNICAL SPECIFICATIONS

Nominal voltage	0 / 600 Vac
Output frequency	0 Hz - 2 kHz
Rated current	5 to 1100A
Carrier frequency (PWM)	>2 KHz, see table
Ambient temperature	70°C
Altitude	1000 m
Relative humidity	<95% no condensation
Overload capability	4 x Rated Current (Switch ON) 2 x In 10 seconds 1.5 x In 10 minutes
IP Protection	IP20 up to 360A IPO0 over 480A
Optional	Enclosure, fan, finger safe protection

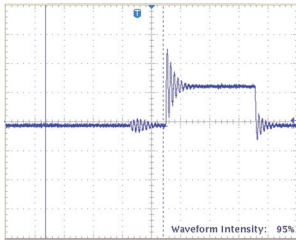
**ELECTRICAL CHARACTERISTICS**

FIN915SFH	Rated Current 40°C	Min Switch Freq. (kHz)	Power Loss (W)
.005.M	5	2	50
.010.M	10	2	70
.016.M	16	2	98
.025.M	25	2	105
.036.M	36	2	110
.048.M	48	2	195
.060.M	60	2	220
.075.M	75	2	255
.115.M	115	4	420
.180.M	180	4	602
.210.M	210	4	650
.260.M	260	4	701
.360.M	360	6	800
.480.M	480	6	980
.610.M	610	6	1300
.680.M	680	6	1400
.770.M	770	6	2050
.860.M	860	6	2430
.960.M	960	6	2765
.1100.M	1100	6	2915

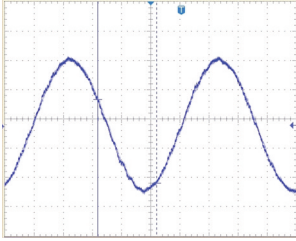
**CONNECTIONS**

LINE			PE
Solid Cable (mm <sup>2</sup> )	Stranded Cable (mm <sup>2</sup> )	Terminal Block Torque (Nm)	Torque (Nm)
0.2-10	0.2-6	1.2	1.2
0.2-10	0.2-6	1.2	1.2
0.2-10	0.2-6	1.2	1.2
0.2-10	0.2-6	1.2	1.2
0.2-10	0.2-6	1.8	1.8
0.2-10	0.2-6	1.8	1.8
6-35	4-25	4.5	4.5
6-35	4-25	4.5	4
10-50	10-50	4	4
39-95	35-95	20	20
35-150	35-150	20	20
35-150	35-150	20	20
35-150	35-150	20	20
35-150	35-150	20	20
35-150	35-150	20	20
35-150	35-150	20	20
35-150	35-150	20	20
35-150	35-150	20	20
35-150	35-150	20	20
35-150	35-150	20	20
35-150	35-150	20	20
35-150	35-150	20	20
35-150	35-150	20	20

**TYPICAL MEASUREMENT**



Standard waveform measured when the motor is controlled by VFD drive.

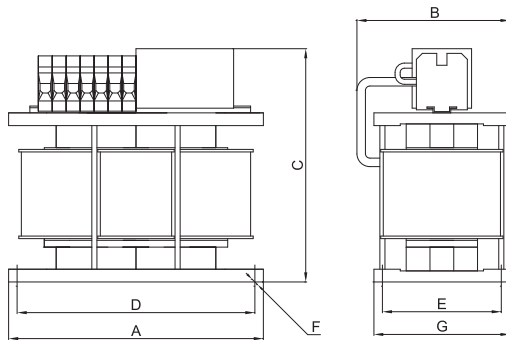


Standard waveform measured when Enerdoor sine wave filter is installed on motor controlled by VFD drive.

### MECHANICAL DIMENSIONS mm

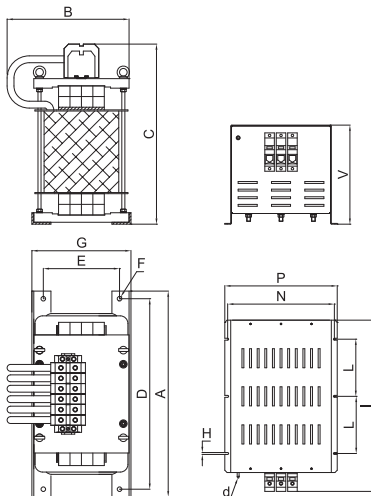
FIN915SFH	A	B	C	D	E	F	G	Weight Kg.	Case
.005.M	260	170	252	240	110	8	138	5	1
.010.M	260	170	252	240	110	8	138	6.5	1
.016.M	260	170	252	240	110	8	138	8	1
.025.M	300	240	265	280	140	8	160	12	2
.036.M	300	240	265	280	140	8	160	14	2
.048.M	300	240	265	280	140	8	160	17	2

### CASE 1, 2



FIN915SFH	A	B	C	D	E	F	G	I	L	N	P	R	dØ	V	Weight Kg.	Case
.060.M	400	250	335	370	170	12	260	293	100	120	135	5	5	180	30	3
.075.M	540	360	460	500	200	12	260	293	100	120	135	5	5	180	38	3
.115.M	540	360	460	500	200	12	260	389	130	205	220	5	5	260	63	4
.140.M	540	360	460	500	200	12	260	389	130	205	220	5	5	260	80	4
.180.M	540	320	465	500	200	12	260	389	130	205	220	5	5	260	83	4
.210.M	540	320	465	500	200	12	260	450	150	280	295	5	5	260	88	5
.260.M	540	320	465	500	200	12	260	450	150	280	295	5	5	260	110	5
.360.M	540	320	465	500	200	12	260	450	150	280	295	5	5	260	150	5

### CASE 3, 4, 5



## MECHANICAL DIMENSIONS mm

FIN915SFH	A	B	C	D	E	F	G	I	L	N	P	V	H	d	S	Weight Kg.	Case
.480.M	540	340	475	500	200	12	260	620	660	244	295	262	16	M5	25x10	115	6
.610.M	540	340	475	500	200	12	260	620	660	244	295	262	16	M5	25x10	120	6
.680.M	540	340	475	500	200	12	260	830	790	244	292	292	16	M5	25x10	126	7
.770.M	540	340	475	500	200	12	260	830	790	244	292	292	16	M5	25x10	130	7
.860.M	540	340	475	500	200	12	260	885	830	474	520	292	16	M5	40x20	135	8
.960.M	540	340	475	500	200	12	260	885	830	474	520	292	16	M5	40x20	150	8
.1100.M	540	340	475	500	200	12	260	885	830	474	520	292	16	M5	40x20	200	8

## CASE 6, 7, 8

